

How to Make Your Eight-Page

Mini Métis Week Colouring Book 2023

Instructions:

- Step 1:** Start here **(Picture 1)**
- Step 2:** Fold it in half away from you “hamburger fold”.
- Step 3:** Fold in half away from you making the same fold again.
- Step 4:** Fold it in half from left to right.
- Step 5:** Unfold the paper until you see four boxes. Then, starting on the folded side cut where you see the dotted line to the middle of the page. **(Picture 2)**
- Step 6:** Open up your paper fully so the printed side is facing up. The dotted line is now cut.
- Step 7:** Fold your paper in half lengthways or “hot dog fold” then pinch both sides and push them inward towards each other. **(Picture 3)**

You should now have a mini-book that's ready to colour!



Early Years

Métis Nation of Alberta
Children and Family Services Department
780-455-2200
1-877-454-0684
mnacfs@metis.org

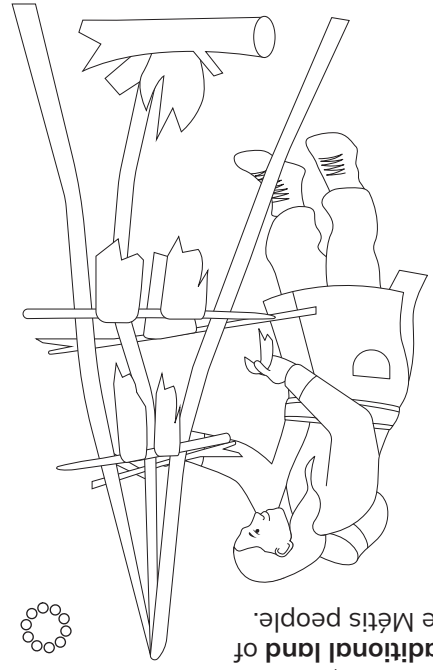
Delia Gray Building
11738 Kingsway Avenue NW
Edmonton, AB, T5G 0X5





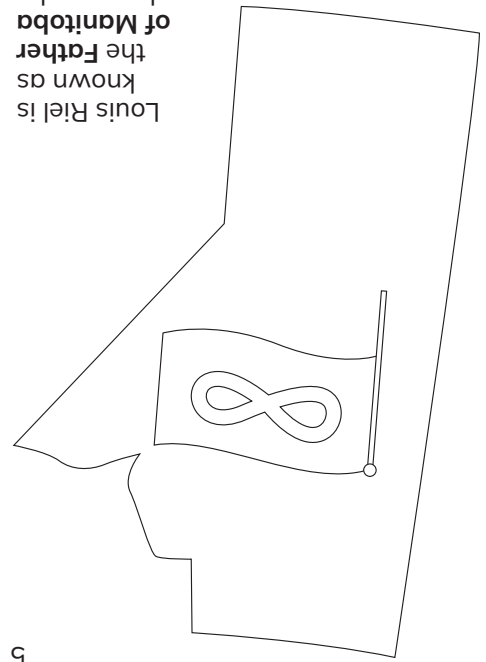
Louis Riel is an important part of Métis history, and is remembered and celebrated as a hero by Métis people.

7



His actions helped to protect the special culture, language, traditions, and the traditional land of the Métis people.

6




Louis Riel is known as the Father of Manitoba because he helped create the province.

5



During his life, he stood up for the rights of Métis people and their way of life.


4



8

My Mini Métis Week
Colouring Book


1



Name: _____

We celebrate **Métis week** to show how special and important the Métis people are. We also celebrate **Louis Riel**, an important Métis leader.

2



3

Louis Riel was born a long time ago in the **Red River Métis Settlement**, which is now the city of Winnipeg, Manitoba.

